

Bicycle Account 2016

Leicester Cycle City Action Plan

2015 - 2024

Aims

To deliver the Government's Cycling Delivery Plan and establish Leicester as the UK's leading cycling & people-friendly city

- Deliver 10% cycling modal share to the city centre and double everyday cyclist numbers by 2018 then again by 2024
- Develop a network of high capacity, quality cycle tracks along main roads
- Create a plan for strategic cycling infrastructure and neighbourhood plans to address missing links, pinch points and safer cycling
- Review existing schemes and work with the Department for Transport and other partners to attract additional resources and skills
- Extend cycle and mechanic training to enable inclusive cycling for all communities and abilities`
- Work with delivery partners, stakeholders, business and social enterprises to enable increased capacity for growth
- Build a mainstream, inclusive citywide cycling culture and specific promotions
- Implement workplace, residential and city centre cycle parking options to reduce cycle theft
- Consider action & fixed penalty notices to reduce disruption by utility providers
- Broaden Adult Cycle Training to include vulnerable road users, fleet drivers and businesses
- Share this Strategy widely and create a clear schedule of meetings and engagement to support Action Plan objectives

Contents

Aims & Contents	2
Summary.....	3
Monitoring.....	4
Infrastructure	6
Training.....	8
Engagement.....	10
Promotions	12
Contacts	14



Leicester Cycle City Action Plan 2015-2024

Summary

2016 has been another busy year for cycling development and the whole city. Following the historic impact of Richard III events in 2015, Leicester City FC won the football Premier League Trophy and become a global success story hailed by many for 'the greatest sporting underdog story ever'! In May, Leicester City Football Club brought ¼ million people onto city centre streets mostly by foot, bicycle and bus to celebrate a 'Trophy Parade' seen around the world. The same week, Leicester hosted the Cycle City Active City Conference at CURVE. 850 international delegates, speakers and exhibitors were joined by school-users from across Leicester to talk about building 21st Century Cities for people.

A second year of celebrating the 'Story of Leicester' has also helped to galvanise further investment and public support to build a people and cycling-friendly city. The Connecting Leicester Programme has continued to create new public spaces and revitalised streets. The Townscape Heritage Project is investing in significant street improvements in The Old Town between the Pedestrian Zone and Inner Ring Road. De Montfort University campus has added 1.5km of traffic-free streets and new public open space between the city centre and the river. Work began to build the Welford Road cycle track as the first stage of a route that will eventually link Granby Street, Welford Place and Leicester Royal Infirmary with suburbs north and south of the city centre. Outside of the city centre, work also started to build Leicester Cycle Circuit – A 1km cycle training, recreation and sports cycling facility at New College Sports Village.

The Connecting Leicester Team picked up an 'Urban Design Transport Award' from the Transport Planning Society and an 'Excellence in Cycling & Walking' accolade from the Chartered Institute of Logistics & National Transport Awards.

Steve Hill (Leicester Forest) won 'Volunteer of the Year' at Leicester Sports Award. The 'Learning to Ride Sessions for Women in Leicester' delivered ground-breaking cycle training for muslim women and Sustrans 'Places for People' delivered successful street design consultations for Braunstone gate.

The City Council and British Cycling organised the final mass family Sky Ride and began planning for a new 8-year partnership supported by HSBC with shared targets to deliver a societal change by 2024. Bids were also submitted or are being formulated for DfT Access Fund, ERDF & LLEP support.



Monitoring

General Cycling Numbers

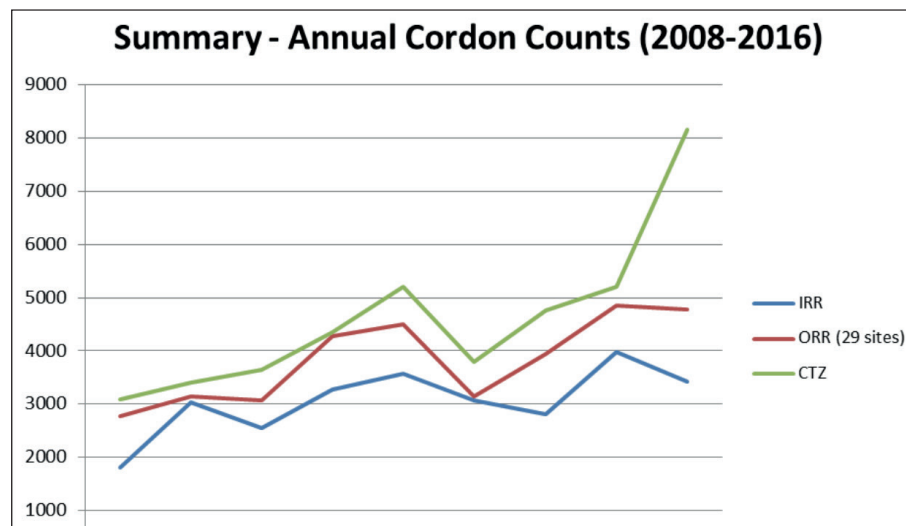
Annual counts of all traffic modes are carried out at 66 sites across the City summarised as the inner Ring Road, Central Transport Zone and Outer Ring Road Cordons. In 2015 counts were rescheduled from April to May to reduce the impact of Easter holiday, university term times likely weather variations.

Recorded cycling numbers continue to grow at an average rate of 10%+ per year with variation at specific sites and cordons. Census data, ad hoc route-user surveys, scheme specific counts and automatic counters are used to monitor growth. It is estimated that there are 13,000 daily cyclists across the city.

Length of Cycle Route Per Inhabitant

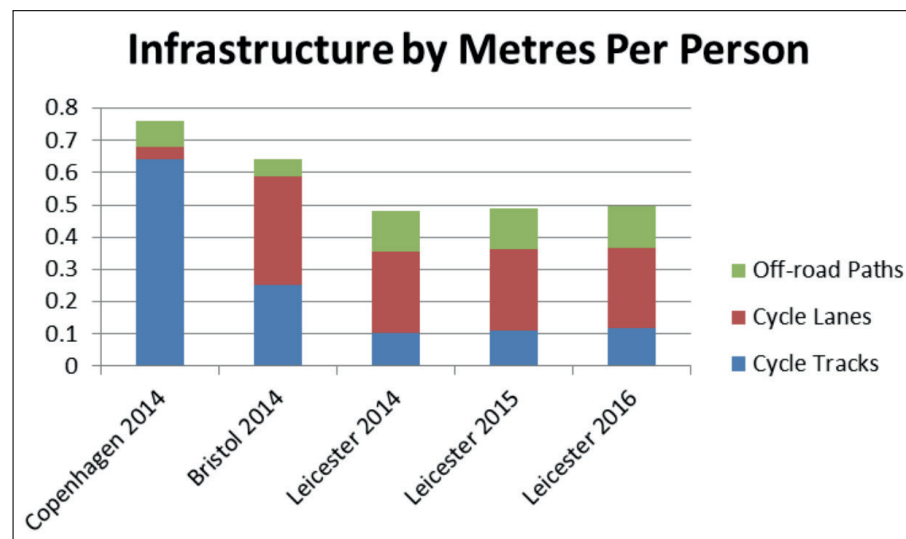
Infrastructure is calculated by length of designated cycle route per inhabitant to allow comparison with cities of different geographic and population sizes.

Significant projects in 2016 included A50 Groby Road, Welford Road, Belvoir Street, Charter Street, DMU Campus, Belgrave Meadows and the Townscape Heritage Scheme adding 3.7km of cycle route to the network. Connecting Leicester Programme, North-West Leicester Project and Environment Agency Flood Prevention projects added 2,2km of cycle track, 700m on traffic reduced streets and 750m of off-road paths along the riverside.



Cycle Route Infrastructure

Copenhagen and Bristol are best practice cities. Both have significant cycle track infrastructure along main roads and streets. In Leicester, Like Bristol, 40% of journeys to work under 5km are made by car compared to only 12% in Copenhagen.

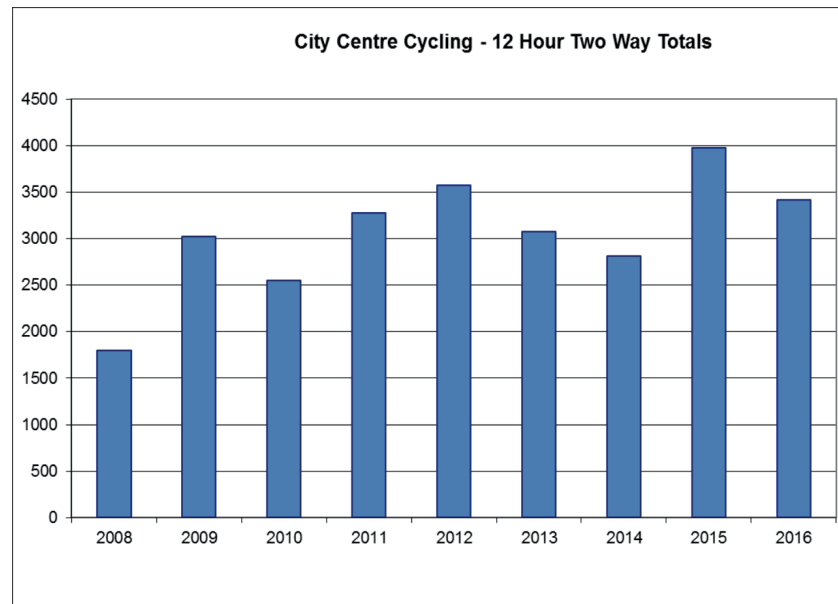
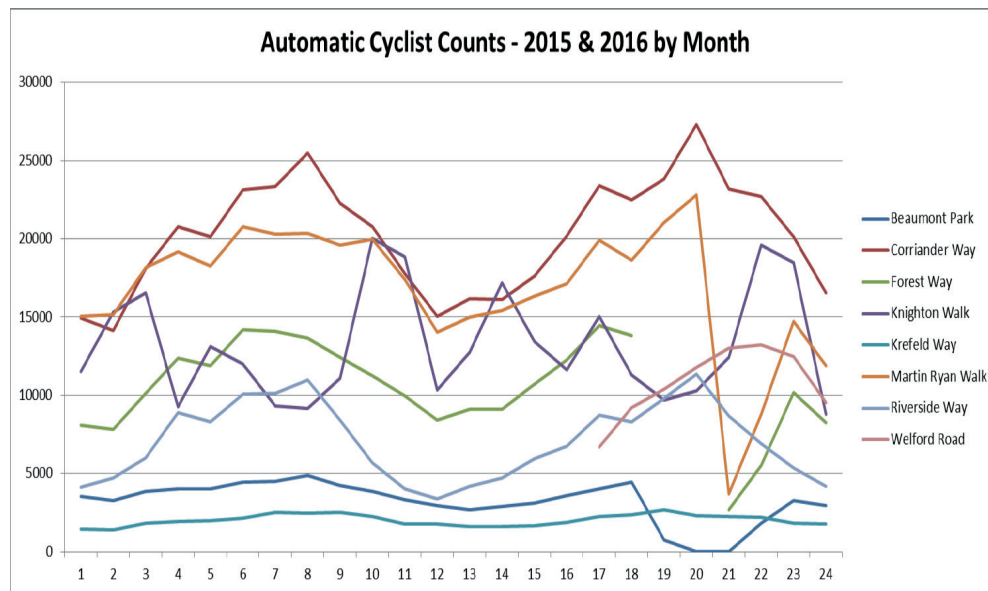


Monitoring

Automatic Counters

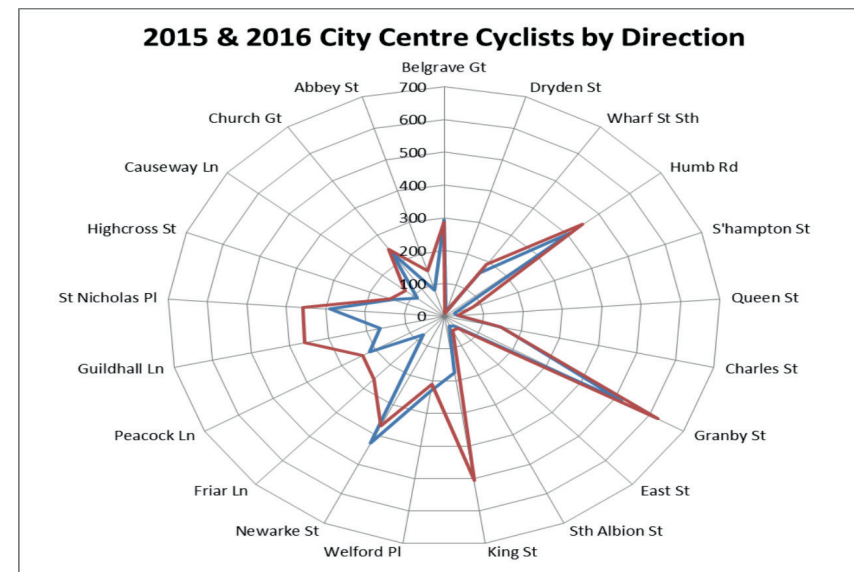
Leicester City Council has adopted an automatic monitoring system for cycle tracks & shared-use paths using a web-based Eco-Visio Analysing Data System since October 2014. Cycling & walking numbers are counted on a real-time 24 hours / 7 days a week basis. 7 initial sites provide baseline data from 2015. 2 additional sites at Welford Road and Belvoir Street were added in 2016 (See below).

The strategy is to add extra counters during cycle track construction or as part of on-going maintenance schemes. Vandalism at one site and failure to replace battery power at some initial sites led to temporary data loss in autumn 2016. This system of collection offers the option to share data publically. Route-user surveys are planned in 2017. Specific patterns of use are already apparent at some sites.



City Centre Cycling

Numbers cycling to and from the city centre are rising (Above) but specific routes do fluctuate (Below).



Progress

Infrastructure

A50 Groby Road (Blackbird Road to Glenfield) – 1km new cycle track & refurbishment of existing NCN 63 on-going. Includes 3 new shared-use crossings at Hospital roundabout

Belvoir Street (Granby St to Bowling Green St) – 170m contraflow cycle track completed

Townscape Heritage Project (Friar Lane & Millstone Lane)
– 700m traffic-reduced & calmed streets and provision of two-way cycling including road closure of Marble Street is on-going

Charter Street – 240m shared-use path and public space improvement link to Leicester Arena and new bridge planned for implementation in 2017

Welford Road (Marlborough Street to Leicester Prison) – 410m cycle track and new road crossings at Mill Street & Regent Road

De Montfort University Campus (Mill Lane & The Gateway) – 400m shared-use path and public realm improvements at the heart of DMU campus

Belgrave Meadows (Holden Street Bridge to Thurcaston Road)
– 750m new shared-use solar light lit cycle path

Richard III Cycle Route - Feasibility Study completed

20 MPH Zones – 48 Zones now complete including 649 streets over 134km



Case Studies

Infrastructure - Welford Road

Welford Road Cycle Track was started in Spring 2016. Stage 1 provides a 400m two-way link initially from Marlborough Street to Mandela Park. New signal controlled shared-use crossings have been installed at Mill Street and Regent Road. Relocated bus stops are bypassed adjacent to Leicester Prison close to Leicester Royal Infirmary.

Monitoring equipment in this location shows that weekly two-way cycling numbers have grown from around 1,000 in the first month to an average of 2,500 each week between August and March 2017.

In autumn 2016, work to install a contraflow cycle track along Belvoir Street between Bowling Green Street and Granby Street was also completed. When construction work at Welford Place is complete both cycle tracks will be connected to provide a continuous mostly traffic-free route for suburbs north and south of the city centre to the Cultural Quarter, Pedestrian Zone, Granby Street, Welford Place, Hospital, Prison and Tigers Rugby Ground.



Progress

Training

Balanceability – 6 schools & nurseries received training for 243 pupils with support from DfT Bikeability+ & £300 Bike Challenge

Bikeability for Primary Schools – 43 schools received 8 hours of cycle training for 1962 pupils achieving a 95% Level II pass rate. 291 children received introductory training at Bike It neighbourhood events

Adult Cycle Training – 132 opportunities were made available for adults via 11 training courses and 107 attended City Council training programme. 167 adults received training at Bike It neighbourhood events

Bike Mechanics – 88 bike mechanic opportunities were available and 82 people attended. 22 received Level II certificates & 60 were non-accredited. 103 young people were trained. 39 received qualification certificates. Cycle Works in Wellington Street Adult Education FE College closed in December 2016. Training relocated to Pilot House on King Street and Future Cycles will continue to deliver using LCC equipment

Social Enterprise Support – 12 projects received social enterprise support in the form of Bike station equipment loans, rental agreement on space, bike recycling donations and exhibition space at the Cycle City Active City Conference

Ellesmere College BMX – Ellesmere College deliver BMX training weekly for pupils

Leicester Cycle Circuit – Construction on facilities at New College began in December. A Management group has been formed and the first Open Meeting for stakeholders attracted 16 Expressions of Interest. Planning for an expansion of Go Ride, Balanceability & adult cycle training are underway

Case Study

Training – Cycle Training

Bikeability cycle training is offered free to all primary schools and to adults on request. In 2016, 1962 year 5 /6 pupils from 43 schools had 6-8hr of Level II tuition. Some received certificates from Filbert Fox at the annual Schools Ride. 243 very young pupils at 6 schools received Balanceability training. 299 adults received cycle training at Council & Sustrans events.

British Cycling offer Go Ride coaching with local clubs. 450 riders took part in entry level race and challenge events as part of this year's Castle Classic. In December, work to build Leicester Cycle Circuit got under way and 14 organisations signed up to offer training sessions when it opens. Leicester Wheels for All also became a registered charity to deliver monthly try-out sessions for people with disabilities and special needs.

An increasing number of neighbourhood clubs offer introductory training for new riders. Riders from Breeze, Leicester Women's Velo and others organised 'Learn to Ride' sessions for muslim women and Evington Cycling Club hosted weekly open family-cycling events.



Progress

Engagement

Cycle City Forum & Cycle City Workshop – Amalgamated into 10 monthly meetings. Future meetings will take place from 6.30pm on third Wednesday of each month. Membership and process to be reviewed. Three extra meetings were convened to support Belgrave Golden Mile Consultations and Sustainable Transport Design & Excellence project hosted by Sustrans on behalf of the Workshop.

Public Health Active Travel – 4 Meetings took place and evolved into Active Leicester meetings involving a strategic review of Sport & Public Health delivery.

Delivery Project Meetings – There were monthly meetings with Sustrans and British Cycling.

Community Bike Recycling – Cycle Workshop kit has been loaned two bike projects and a pilot project to salvage bikes from the recycling plants and LOROS shops was planned to start in 2017. City Mayor also visited Recycle-a-bicycle project in New York to find out about their environmental education work.

Parks & Open Spaces Group – Conversations with Park Service colleagues are on-going. Ad hoc projects for Western Park Free-riders, Thirlmere Gardens, Abbey Park Heritage Project and Victoria Park route-user surveys are underway.

Bike Theft Prevention Group - initial discussion to re-establish a multi-agency approach to reduce bike theft have taken place. Crime prevention teams attended Riverside and Ride Leicester Festival events to promote cycle locks. The Chief Constable supported the Schools Ride & supported the Green Bicycle Murder Ride.

Cycle City Active City Conference - Over 40 stakeholders received free tickets to the Conference. Leicester also hosted The Association of Bikeability Schemes, Wheels for All, Space for Cycling Campaign at LCB Depot as part of the wider event.

Case Studies

Engagement – Cycle City Conference

850 national & international delegates and 400+ local school children took part in Leicester Cycle City Active City Conference over 3 days in May 2017.

The City Mayor introduced world-leading experts including Kate Fillin-Yeh (NACTO), Ian Beasant (Giant UK), Bernard Schzech (IBM UK), Jon Orcutt (NY Transit Center), Chris Boardman (British Cycling), Jennie Price (Sport England) alongside presenters from the TABS Bikeability Conference, Cycling Projects 'Wheels for All' disability & special needs network, the 'Space for Cycling' campaign and 150 local advocates, volunteers, bike projects, businesses the city council and delivery partners.

As well as bringing a large number of delegates to the city centre, the conference provided a showcase for Leicester with best practice presentations, seminars, cycling & walking tours, social and media events that included international transport & urban design media, national newspapers, regional TV, local radio and widespread social media coverage.

Hosting such best practice events is a Cycle City Action Plan objective.



Progress

Promotions

Schools Ride – 401 pupils from 10 schools attended as part of Cycle City Active City Conference and attracted significantly more publicity than previous years

Led Rides – 2,192 opportunities attracted 1,244 participant riders and regular social & local media. Adrian Mole Rides and monthly Richard III rides were particularly popular

£300 Bike Challenge – 28 from 30 grants were awarded thanks to additional support from the Public Health funds

Mobile Bike Parks - Organised for 18 days over 13 events parking over 2,750 bikes (& buggies) including LCFC Trophy Parade and Outdoor Cinema on Jubilee Square

Ride Leicester Festival – Hosted almost 14,000 active participants, 3,000 spectators & now has an 8,000 database. 450 riders joined amateur race and challenge rides

Neighbourhood Cycling Events – Took place in 10 parks delivered by Sustrans for Ride Leicester Festival & LSTF

Best Practice Seminars & Events – In addition to the conference City Council Officers hosted seminars for Derby & Nottingham Council's, attended Leeds & Bradford Cycle Super-highway Technical Tour, NACTO Conference and hosted a Cycling Infrastructure Best Practice Seminar in December.



Case Studies

Promotions - Sky Ride

12,500 riders joined the 8th & final Sky Ride for Ride Leicester Festival. From 2009 the annual mass participation family ride with British Cycling and sponsored by Sky has involved almost 100k people in Leicester. Bringing £3.58m in estimated health benefits to the city.

434 from over 8,000 registered riders responded to a user survey. 67% said the experience was 'Excellent' and 30% more said it was 'Good'. 45% said it was their first ever Sky Ride. 30% of return riders said it was 'An improvement' or 'Best yet' event. 74% said rated the 'Traffic-free route' as the best element of the event. 72% said they took part to 'Have fun'. 41% identified themselves as new, returning or occasional cyclists. 64% said it has had a positive impact on their cycling habits. People under the age of 16 were not surveyed but 52% were parents or guardians and 7% were 65+. 18% were from BME communities and 8% had a long term illness, health problem or impairment.

A new City Ride with British Cycling supported by HSBC is planned in 2017.



We ♥ Cycling

Sign up for Sky Ride Leicester
Sunday 28 August

sky | RIDE  sky



Leicester ♥ Cycling sky | RIDE



Sunday 28 August
Bede Park • Route length 6km • 10am-4pm
goskyride.com/LeicesterSkyRide

 sky

Contacts

New partner organisations and delivery ideas are welcome. Email cycle-city@leicester.gov.uk for stakeholder meetings and updates.

Leicester Cycle City Action Plan Contact:

Transport Strategy Section
Planning, Development & Transportation
Leicester City Council
cycle-city@leicester.gov.uk



Partners

- Sustrans
- British Cycling
- Future Cycles
- Cyclist Touring Club
- Leicester Forest Cycling Club
- Leicestershire Road Club
- Western Park Free-riders
- Leicester Women's Velo
- De Montfort University
- University of Leicester
- Friends of the Earth
- City Council BUG
- County Council BUG
- Leicestershire County Council
- Leicester Triathlon Club
- Leicester Cycle Campaign
- Leicester Spokes
- Evington Bicycle Club
- Ride Leaders
- NCN Rangers
- Leicester City Football Club
- Centre for Integrated Living
- Hope Against Cancer Club
- Curve